


Triple Lickometer Chamber

Setup and User's Guide



3700 Sagamore Pkwy N
Lafayette, IN 47904

Tel: (765) 423-1505

Fax: (765) 423-4111

info@lafayetteinstrument.com

www.lafayetteinstrument.com

Table of Contents

Specifications	2
Wiring	3
Cleaning	4
Warning	4
Compatible Products	4
Operating Instructions	5
Counter Configuration	6

The Custom Polycarbonate Chamber, Model 80380, with stainless steel lid and hatch features a stainless steel food hopper on one side of the tub with area for standard bedding and three bottles with sipper tubes on the other end. The sipper tube end is fitted with a stainless steel floor to provide contact for three Lickometer/Counters designed to monitor lick activity from each individual tube. Bottles can be easily removed without disconnecting any wires. Cover plates are included for studies requiring fewer than three tubes.

Chamber Specifications


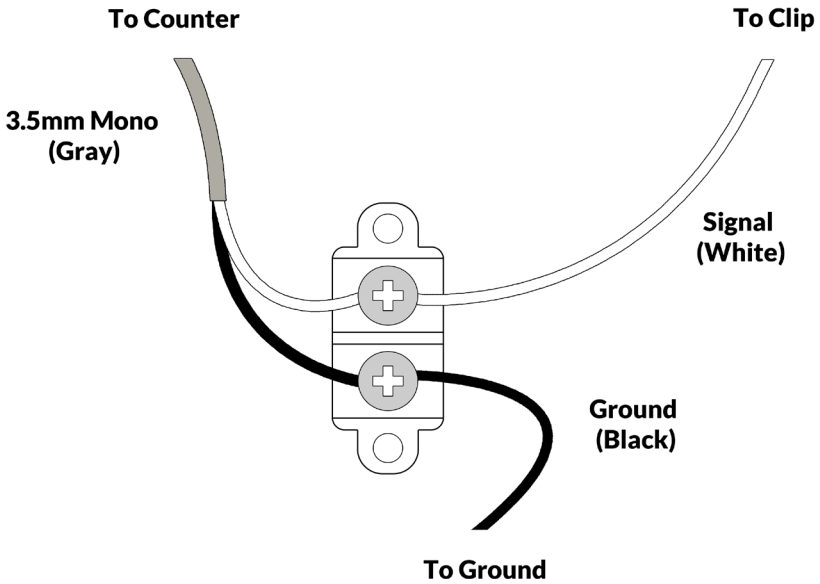
- Material: Polycarbonate
- Dimensions (LWH): 51.18 x 40.96 x 20.32 cm (20 1/8 x 16 1/8 x 8 in)
- Floor area: 652.78 cm² (257 in²)
- Water bottle: 50 ml (1.7 oz)

Counter Specifications

- Input: 3.5mm Sensor Input for single sipper tube (cable included)
- Input Resistance: Selectable High Current (10 megohms) or Low Current (22 megohms)
- Subject Resistance: 30 megohms maximum
- Auto Increment: 8 Hz
- Debounce Filter: 10-millisecond on latch and release (eliminates false counts)
- Output: RJ-45 cable include to Scurry Activity System Interface
- Pulse Output: 2.5mm connector with 20ms active low signal

Wiring

In the event that the lickometer system must be unwired, follow the wiring diagram below for each bottle.




Correctly wired lickometers

Cleaning

- When the chamber requires cleaning, all lickometers must be unwired with the counters removed.
- Prior to usage, inspect the copper spring in the wiring area for tarnish. A tarnished spring could cause abnormalities in data collection. The copper spring may tarnish in instances where excess water and/or humidity exists around the wiring area.

Warning

Be sure that water bottles are placed level in the cradle with the tubes fully extended. The tubes must be properly extended in order to function. The image below represents the required alignment.



Compatible Products

- Scurry Triple Lickometer Module with Activity Counter, Model 86135*
- Scurry Single Lickometer Module with Activity Counter, Model 86136*
- Scurry Lickometer Display Counter, Model 86131

* Requires Scurry Interface for Animal Activity, Model 86100 and Scurry Activity Monitoring Software, Model 86165

Operating Instructions

For the Display Counter Model 86131

1. Install each of the three lickometers on the hangers provided on the back of the lid.
2. Connect the cable from each of the three sipper tubes to the 3.5mm phone jack on the side of the Model 86131 case.

For the Triple Lickometer/Counter Model 86135

1. Install each of the three lickometer / counter on one of the hangers provided on the back of the lid.
2. Connect the cables from each of the three sipper tubes to the 3.5mm phone jack on the top of the Model 86135 case. Noting the numbered jack on the 86135 lickometer counter.
3. Connect the counter to the USB Interface Model 86100 using the modular cable supplied with each counter. It is recommended to connect the counters in sequential ports on the 86100 Interface beginning with one.
4. Connect the power supply and USB cable to the interface following the instructions provided with that unit, but be sure the power switch is off and do not connect to the computer as yet.
5. Install the Scurry Software on a suitable PC computer running on Microsoft Windows 7 or 10.
6. Connect the USB cable.
7. Turn the power on at the Interface Model 86100 and open the Scurry Application Software using the desktop icon.
8. Scurry will automatically detect the interface and display the connected counters as long as at least one Lickometer/Counter is connected to the interface, the interface power is ON, the USB cable is properly connected and the drivers properly installed.

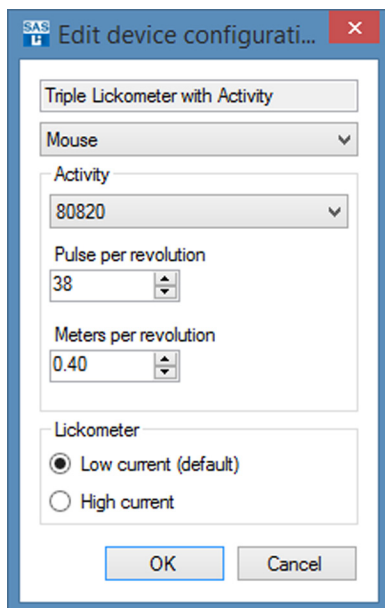
Note: Steps 3 to 8 can be used with the 86131 Display Counter but each chamber will use 3 ports on the interface.

Counter Configuration

The Scurry Lickometer with Activity Counter (Model 86135 or 86136) can be configured in two resistance modes and can accommodate wheels that generate multiple flags or signals for each revolution to a single pulse per revolution.

Connect the Scurry Activity System Interface (Model 86100) to the PC and run the Scurry Activity System Software (Model 86165). Connect the Scurry Lickometer with Activity Counter to the Scurry Activity System Interface and wait for the device to be recognized in the Hardware tab.

Once recognized, select the counters to be configured and press the Edit Selection button. This will present a dialog box allowing for counter configuration. Once configured, the Scurry Lickometer with Activity Counter will retain the configurations of pulse per revolution and lickometer current until programmed with different values.



User Notes

Write any user notes here for your convenience.

Terms and Conditions

LIC Worldwide Headquarters

Toll-Free: (800) 428-7545 (USA only)

Phone: (765) 423-1505

Fax: (765) 423-4111

Email: sales@lafayetteinstrument.com

export@lafayetteinstrument.com (Outside the USA)

Mailing Address:

Lafayette Instrument Company

PO Box 5729

Lafayette, IN 47903, USA

Lafayette Instrument Europe:

Phone: +44 1509 817700

Fax: +44 1509 817701

Email: eusales@lafayetteinstrument.com

Phone, Fax, Email or Mail-in Orders

All orders need to be accompanied by a hard copy of your purchase order. All orders must include the following information:

- Quantity
- Part Number
- Description
- Your purchase order number or method of pre-payment
- Your tax status (include tax-exempt numbers)
- Shipping address for this order
- Billing address for the invoice will mail when this order is shipped
- Signature and typed name of person authorized to order these products
- Your telephone number
- Your email address
- Your FAX number

Domestic Terms

There is a \$50 minimum order. Open accounts can be extended to most recognized businesses. Net amount due 30 days from the date of shipment unless otherwise specified by us. Enclose payment with the order; charge with VISA, MasterCard, American Express, or pay COD. We must have a hard copy of your purchase order by mail, E-mail or fax. Students, individuals and private companies may call for a credit application.

International Payment Information

There is a \$50 minimum order. Payment must be made in advance by: draft drawn on a major US bank; wire transfers to our account; charge with VISA, MasterCard, American Express, or confirmed irrevocable letter of credit. Proforma invoices will be provided upon request.

Exports

If ordering instrumentation for use outside the USA, please specify the country of ultimate destination, as well as the power requirements (110V/60Hz or 220V/50Hz). Some model numbers for 220V/50Hz will have a "C" suffix.

Quotations

Quotations are supplied upon request. Written quotations will include the price of goods, cost of shipping and handling, if requested, and estimated delivery time frame. Quotations are good for 30 days, unless otherwise noted. Following that time, prices are subject to change and will be re-quoted at your request.

Cancellations

Orders for custom products, custom assemblies or instruments built to customer specifications will be subject to a cancellation penalty of 100%. Payment for up to 100% of the invoice value of custom products may be required in advance. Cancellation for a standard Lafayette Instrument manufactured product once the product has been shipped will normally be assessed a charge of 25% of the invoice value, plus shipping charges. Resell items, like custom products, will be subject to a cancellation penalty of 100%.

Exchanges and Refunds

Please see the cancellation penalty as described above. No item may be returned without prior authorization of Lafayette Instrument Company and a completed Return Form. A copy of the Return Form or your assigned Return # (you will receive this via email after submitting the form) must be included with the returned goods. The merchandise should be packed well and fully insured. Unopened merchandise may be returned prepaid within thirty (30) days after receipt of the item and in the original shipping carton. Collect shipments will not be accepted. Returned products must be in saleable condition, and credit is subject to inspection of the merchandise.

Repairs

Instrumentation may not be returned without prior authorization by Lafayette Instrument Company and a completed Return Form. When you complete the

Form, or call Lafayette Instrument, you will receive a Return #: Your Return # number will be good for 30 days. Address the shipment to:

Lafayette Instrument Company

3700 Sagamore Parkway North

Lafayette, IN 47904, USA.

Shipments cannot be received at the LIC PO Box. Items should be packed well, insured for full value, and returned along with a copy of the Return Form or the Return #. An estimate of repair will be given prior to completion ONLY if requested in an enclosed cover letter. We must have a completed purchase order by mail or fax, or repair work cannot commence for non-warranty repairs.

Damaged Goods

Damaged instrumentation should not be returned to Lafayette Instrument prior to a thorough inspection. If a shipment arrives damaged, note damage on delivery bill and have the driver sign it to acknowledge the damage. Contact the delivery service, and they will file an insurance claim. If damage is not detected at the time of delivery, contact the carrier/shipper and request an inspection within 10 days of the original delivery. Please call the Lafayette Instrument Customer Service Department for repair or replacement of the damaged merchandise.

Limited Warranty

Lafayette Instrument Company warrants equipment manufactured by the company to be free of defects in material and workmanship for a period of one year from the date of shipment, except as provided hereinafter. The original manufacturer's warranty will be honored by Lafayette Instrument for items not manufactured by Lafayette Instrument Company, i.e. resell items. This assumes normal usage under commonly accepted operating parameters and excludes consumable products.

Warranty period for repairs or used instrumentation purchased from Lafayette Instrument is 90 days. Lafayette Instrument Company agrees either to repair or replace, at its sole option and free of part charges to the customer, instrumentation which, under proper and normal conditions of use, proves to be defective within the warranty period. Warranty for any parts of such repaired or replaced instrumentation shall be covered under the same limited warranty and shall have a warranty period of 90 days from the date of shipment or the remainder of the original warranty period whichever is greater. This warranty and remedy are given expressly and in lieu of all other warranties, expressed or implied, of merchantability or fitness for a particular purpose and constitutes the only warranty made by Lafayette Instrument Company.

Lafayette Instrument Company neither assumes nor authorizes any person to assume for it any other liability in connection with the sale, installation, service or use of its instrumentation. Lafayette Instrument Company shall have no liability whatsoever for special, consequential, or punitive damages of any kind from any cause arising out of the sale, installation, service or use of its instrumentation.

All products manufactured by Lafayette Instrument Company are tested and inspected prior to shipment. Upon prompt notification by the Customer, Lafayette Instrument Company will correct any defect in warranted equipment of its manufacture either, at its option, by return of the item to the factory, or shipment of a repaired or replacement part. Lafayette Instrument Company will not be obliged, however, to replace or repair any piece of equipment, which has been abused, improperly installed, altered, damaged, or repaired by others. Defects in equipment do not include decomposition, wear, or damage by chemical action or corrosion, or damage incurred during shipment.

Limited Obligations Covered by this Warranty

1. In the case of instruments not of Lafayette Instrument Company manufacture, the original manufacturer's warranty applies.
2. Shipping charges under warranty are covered only in one direction. The customer is responsible for shipping charges to the factory if return of the part is required.
3. This warranty does not cover damage to components due to improper installation or use by the customer.
4. Consumable and/or expendable items, including but not limited to electrodes, lights, batteries, fuses, O-rings, gaskets, and tubing, are excluded from warranty.
7. Failure by the customer to perform normal and reasonable maintenance on instruments will void warranty claims.
8. If the original invoice for the instrument is issued to a company that is not the company of the end user, and not an authorized Lafayette Instrument Company distributor, then all requests for warranty must be processed through the company that sold the product to the end user, and not directly to Lafayette Instrument Company.

Export License

The U.S. Department of Commerce requires an export license for any polygraph system shipment with an ULTIMATE destination other than: Australia, Japan, New Zealand or any NATO Member Countries. It is against U.S. law to ship a Polygraph system to any other country without an export license. If the ultimate destination is not one of the above listed countries, contact us for the required license application forms.